

Five-Year Unit Sales

Years ended March 31

Consolidated Automobile Sales

(Number of units)

	'14/3	'15/3	'16/3	'17/3	'18/3
Domestic units					
Legacy	18,961	13,845	11,358	11,065	9,328
Impreza	61,071	39,462	39,794	51,592	66,748
Forester	36,572	21,103	22,044	24,239	18,139
Levorg	0	40,559	23,555	23,775	21,342
WRX	0	7,514	6,956	6,552	8,252
Exiga	3,853	1,937	4,498	4,284	3,498
SUBARU BRZ	3,380	1,890	1,995	2,253	1,879
OEM	1,857	1,127	884	2,066	2,889
Others	453	439	502	567	480
Passenger cars	126,147	127,876	111,586	126,393	132,555
Minicars	55,454	34,876	33,702	32,542	30,889
Domestic total	181,601	162,752	145,288	158,935	163,444

Overseas units by region

U.S.	441,799	527,630	582,674	667,613	670,931
Canada	36,013	42,439	47,579	53,061	56,820
Russia	15,314	11,559	5,723	5,338	7,729
Europe	31,756	35,730	41,778	40,915	40,228
Australia	39,515	38,889	44,611	49,106	55,674
China	44,807	53,821	44,388	44,000	26,872
Others	34,293	37,875	45,824	45,574	45,231
Overseas total	643,497	747,943	812,577	905,607	903,485

Overseas units by model

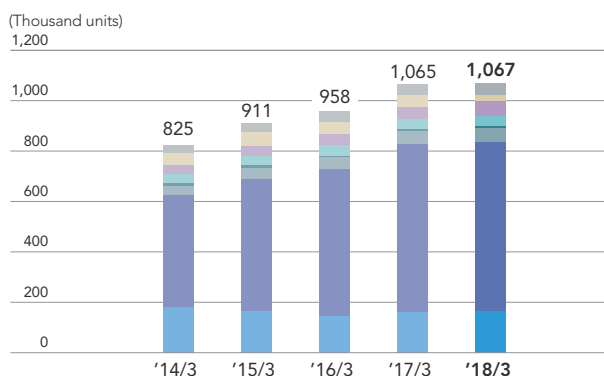
Legacy	182,712	235,791	286,979	333,339	281,846
Impreza	210,828	196,403	217,272	238,858	306,673
Forester	231,173	269,649	250,072	272,768	260,853
Levorg	0	0	7,713	6,823	3,913
WRX	0	37,982	43,120	47,185	42,739
Tribeca	2,561	64	34	7	1
SUBARU BRZ	15,822	7,914	7,387	6,627	7,460
OEM	256	135	0	0	0
Others	145	5	0	0	0
Overseas total	643,497	747,943	812,577	905,607	903,485

Grand total	825,098	910,695	957,865	1,064,542	1,066,929
--------------------	----------------	----------------	----------------	------------------	------------------

*Automobile sales of SUBARU CORPORATION and its consolidated subsidiaries

Consolidated Automobile Sales by Region

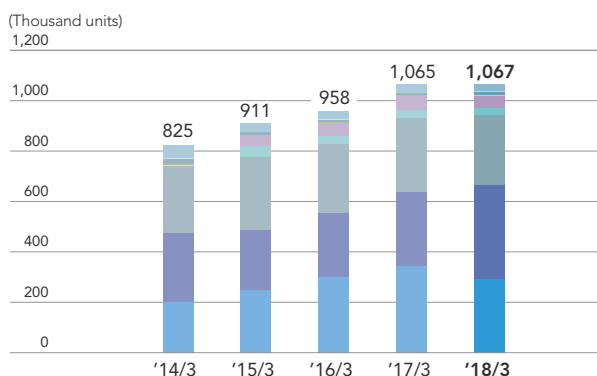
Japan United States Canada Russia
Europe Australia China Others



*Automobile sales of SUBARU CORPORATION and its consolidated subsidiaries

Consolidated Automobile Sales by Model

Legacy Impreza Forester Levorg
WRX Tribeca Exiga SUBARU BRZ
OEM Others Minicars



*Automobile sales of SUBARU CORPORATION and its consolidated subsidiaries

Non-Consolidated Automobile Sales

(Number of units)

	'14/3	'15/3	'16/3	'17/3	'18/3
Domestic units					
Legacy	19,272	14,734	11,665	11,529	9,753
Impreza	62,519	40,277	41,137	53,136	68,937
Forester	37,124	21,569	22,631	24,231	19,000
Levorg	0	41,832	24,014	24,626	22,525
WRX	0	7,991	7,181	6,724	8,284
Exiga	3,869	2,016	4,797	4,356	3,833
SUBARU BRZ	3,334	1,941	2,070	2,394	1,999
OEM	1,944	1,224	904	2,575	2,862
Passenger cars	128,062	131,584	114,399	129,571	137,193
Minicars	57,779	35,563	35,642	34,124	31,717
Domestic total	185,841	167,147	150,041	163,695	168,910
Export units					
Legacy	22,817	34,344	50,353	39,719	32,122
Impreza	206,022	199,770	218,866	191,873	214,631
Forester	247,362	265,072	249,202	278,963	254,397
Levorg	0	0	7,880	6,805	3,813
WRX	7,644	37,865	43,177	46,730	44,053
Exiga	145	5	0	0	0
SUBARU BRZ	15,118	8,418	7,005	6,653	7,451
OEM	86	135	0	0	0
Export total	499,194	545,609	576,483	570,743	556,467
Complete knockdown (CKD) overseas					
Total	165,554	222,513	242,424	353,770	348,144
Grand total	850,589	935,269	968,948	1,088,208	1,073,521

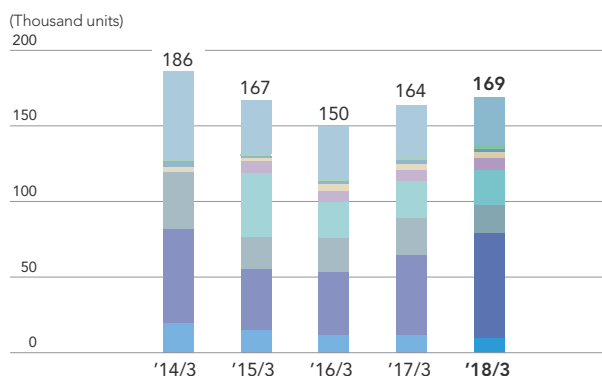
U.S. retail sales (Calendar year: January to December)

(Number of units)

	'13	'14	'15	'16	'17
Legacy	160,340	191,060	212,741	248,204	238,723
Impreza	130,567	128,952	155,712	150,915	196,181
Forester	123,591	159,953	175,192	178,593	177,563
WRX	0	25,492	33,734	33,279	31,358
Tribeca	1,598	732	0	0	0
SUBARU BRZ	8,587	7,504	5,296	4,141	4,131
U.S. total	424,683	513,693	582,675	615,132	647,956

Non-Consolidated Domestic Automobile Sales by Model

Legend: Legacy (Blue), Impreza (Dark Blue), Forester (Light Blue), Levorg (Teal), WRX (Purple), Exiga (Orange), SUBARU BRZ (Dark Teal), OEM (Green), Minicars (Light Teal)



Non-Consolidated Automobile Export Units by Model

Legend: Legacy (Blue), Impreza (Dark Blue), Forester (Light Blue), Levorg (Teal), WRX (Purple), Exiga (Orange), SUBARU BRZ (Dark Teal), OEM (Green)

